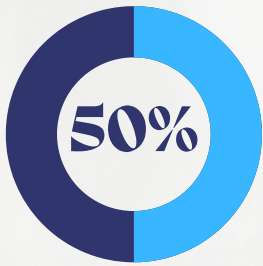


# LGBTQ+ STUDENT STATISTICS

Why do your LGBTQ+ students need a GSA? Here are some statistics that demonstrate the difficulties LGBTQ+ adolescents encounter.



More than half of Transgender Youth **Seriously Considered Suicide**



1 in 4 Transgender Youth have **Attempted Suicide**

LGBTQ+ Youth are **2-7 Times** more likely to **Attempt Suicide** than their non-LGBTQ+ peers



**42% of LGBTQ+ youth seriously considered suicide in the past year**

LGBTQ+ youth report **OVERWHELMING Harassment and Rejection from**



families



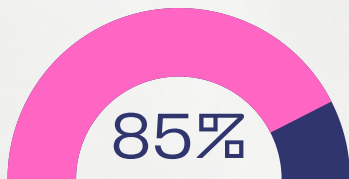
faith communities



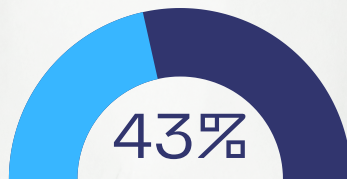
schools



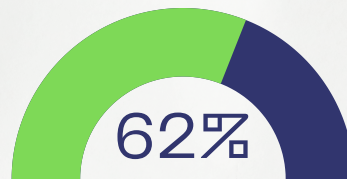
communities



of LGBTQ+ Students **Experienced Harassment and Bullying** at School Each Year



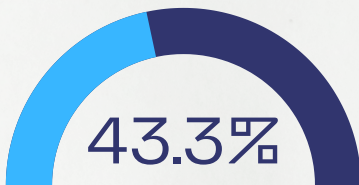
Only **43% Reported** the **Bullying Incidents** to a Teacher or Administrator



of Those who Reported the Incidents Stated that **Nothing was Done**

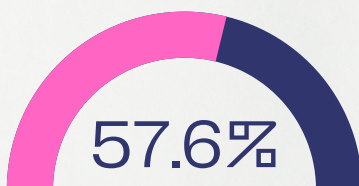


**16% of LGBTQ youth of color, and 8% of white LGBTQ youth are homeless**



of LGBTQ+ Students **feel unsafe due to their gender expression**

LGBTQ+ students were more than **2 Times\*** as likely to be physically assaulted at school  
\*than their heterosexual peers



of LGBTQ+ Students **feel unsafe because of their sexual orientation**

**Some LGBTQ+ students reported hearing statements hostile to the LGBTQ+ community from FACULTY and ADMINISTRATION**

**LGBTQ+ Youth who Experienced School-Based Harassment:**



had **Lower GPAs**



were **3x more likely** than non-LGBTQ+ peers to **miss school**



**95% heard negative remarks about their sexual orientation and gender expression at school**



Were **2x more likely** to not consider higher education

**3 of 4 non-LGBTQ+ youth identify as allies of LGBTQ+ youth**



All students in schools with GSAs are more accepting and inclusive of all forms of diversity...



... not only in terms of gender and sexuality, but also diversity of religious beliefs, race, and ethnicity.

